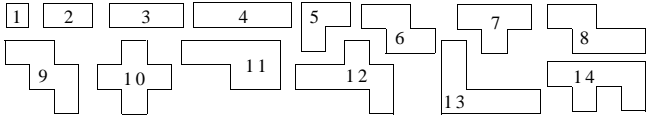
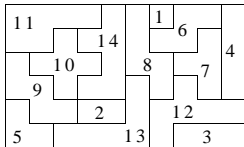


# JENZAC™


www.JENZAC.com




## JENZAC™ Pieces



## Two Dimensional Solution



## Three Dimensional Solution



9	12	8	7	9	9	7	7	1	9	9	7
14	12	8	8	14	3	3	3	13	13	13	4
12	12	10	8	14	10	10	10	13	6	10	4
14	12	12	8	14	6	5	5	13	6	5	4
11	11	11	11	14	6	11	11	13	2	2	4
Level				Level				Level			

## Solution Using Help

## Introduction

JENZAC™ is intended for ages eight and older. It can be enjoyed by trying to solve its many puzzle shapes, as a game of competition, or a strategy game. Visit our web site, [www.JENZAC.com](http://www.JENZAC.com), for puzzle helps, game instructions and educational ideas.

JENZAC™ is limited only by your imagination. We make only a few suggestions, the rest is up to you.

***WARNING DUE TO SMALL PIECES THIS PUZZLE IS NOT RECOMMENDED NOR INTENDED FOR SMALL CHILDREN.***

## Guarantee

Your JENZAC™ set, when you receive it, should satisfy your expectations. Should it not, simply return your set to the address below within thirty days of purchase and we'll return your money. Please include dated proof of purchase. This warranty is in lieu of all warranties expressed or implied or statutory with respect to quality, merchantability, or fitness for a particular purpose. Send returns to:

JENZAC™  
8606 E. 98th Place  
Tulsa, Oklahoma 74133

## You Should Have Received

A basic JENZAC™ set includes one storage pouch and the fourteen unique playing pieces shown on the top left of this page.

## Sample Solutions

Also on the left of this sheet, we have given you one solution to a Two Dimensional Puzzle (See also Puzzle Help 8 on our Web Site) and one solution for a Three Dimensional Puzzle (See also Puzzle Help 5 on our Web Site). But remember, on these particular shapes, the single cube can be placed in any one of sixty locations within that shape and the puzzle solved.

## How to Use Your Help Sheets

On the left you'll see the same Three Dimensional solution shown graphically and using Help Sheet 5. The Help Sheet 5 solution uses the piece numbers assigned to each piece located at the top left of this page. This method will allow you to record your solutions on the help sheets that you print out from our web site. Once you see how it works, it's faster and doesn't require graphical sketches. Simply follow the number of the piece as it interlocks through the puzzle shape. Also remember you can go to our web site and print help sheets for any of the shapes shown below.

